


Finished example:



Cycle 2 Week 5 Art Project: Perspective Drawing

Abecedarians

Materials: Printed pages, scissors, blue markers, glue sticks

Instructions:

1.) Print the background page and cut-out page for each child.

2.) Cut out the trees, duck, and clouds.

3.) In class, explain that perspective drawing has two elements: a **horizon line** and a **vanishing point**.

The **horizon line** is a horizontal line across a picture that separates the ground or earth from the sky. It is always at eye level.

The **vanishing point** in perspective drawing is a point on the horizon line to which receding parallel lines appear to meet.

To help:

If you lined up the children shoulder to shoulder in front of you, you would have two imaginary lines that are parallel: connecting all the heads together would create an imaginary line. same with the feet...parallel lines. Now turn 90 degrees and imagine children lining up till you couldn't see them anymore. Those parallel lines recede to a point on the horizon: the vanishing point.

4.) Introduce the project...

Background page: The picture of the background has a **horizon line** (the green hills) and a **vanishing point** (where the horizon line and the dotted "x" meet). The "x" is the parallel lines that recede into the horizon.

5.) Draw a river...

Take a blue marker and draw a line from the vanishing point to the bottom corners of the background. Stay close to the two dotted lines on the bottom.

Color in the river.

6.) Place and paste...

Trees: Explain that the trees are actually the same size in real life but when we place them on the picture, we are creating an illusion of depth. They are to go on the right and left of the picture. The top of the "x" is where the top of the tree goes. The bottom line of the "x" is where the roots go. Clouds: Again, the clouds are the same size in real life but when we place them on the picture, we stay within the dotted lines.

Duck: Just for fun....!


Glue trees, clouds, duck onto background page.






;))

Marlee Parnell

Classical Conversations

Farragut, TN





Cut-out page.