

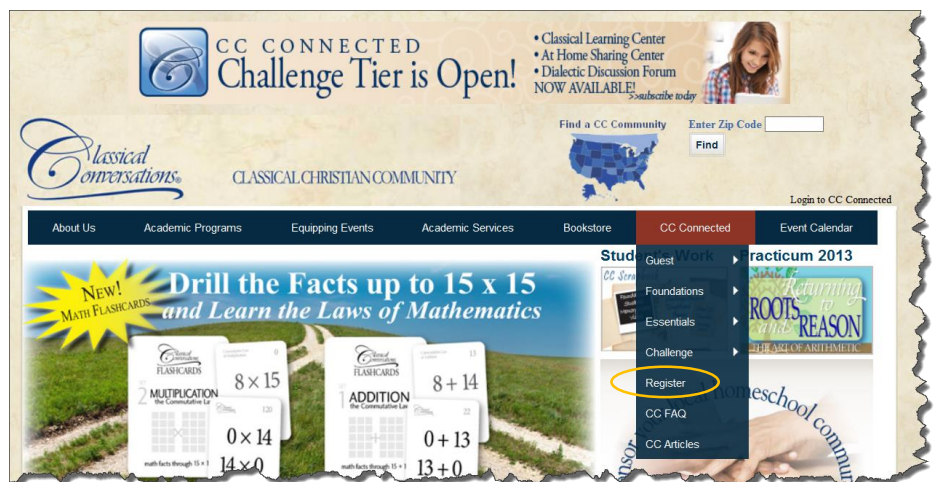
## Registering for CC Connected

As a new family to Classical Conversations, we ask that you **register** with the Classical Conversations Connected Community (CC Connected). Registering with CC Connected will assist your program director when adding your family to the academic program. Registering with CC Connected will also give you access to public resources that are free. To find out more, visit [http://www.classicalconversations.com/images/stories/CC\\_Connected\\_FAQs\\_1.pdf](http://www.classicalconversations.com/images/stories/CC_Connected_FAQs_1.pdf). Registration is for Classical Conversations internal use only. Your information will not be shared with outside organizations.

You do not have to **subscribe** to CC Connected; however, there are many benefits that come with a subscription. To find out more information about subscriptions, visit <http://www.classicalconversations.com/guest/cc-connected>.

Follow the steps below to register with CC Connected.

1. Go to <http://www.classicalconversations.com/>
2. Choose CC Connected > Register.



3. Fill in your information.

Note: The email address you enter must be a valid email to complete the registration process.

### User Registration

Fields marked with an asterisk (\*) are required.

First Name:

Last Name:

Username:

Email Id:

Re-Enter Email Id:

Password:

Verify Password:

Address1:

Address2:

Zip Code

City:

Please Enter Zip Code ▼




State:

Please Enter Zip Code ▼

Country:

United States ▼

☐ I have read and agree to the Classical Conversations. [Terms of Service and Privacy Policy.](#)

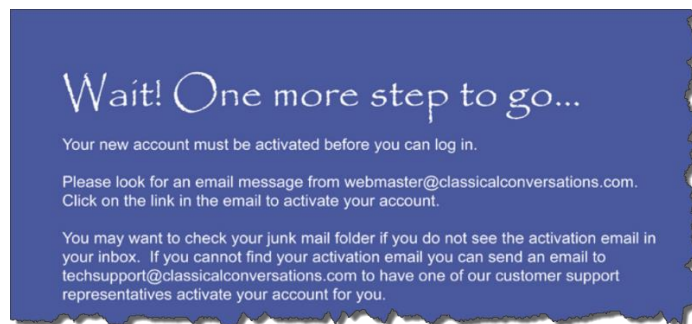
[Privacy & Terms](#)

Register

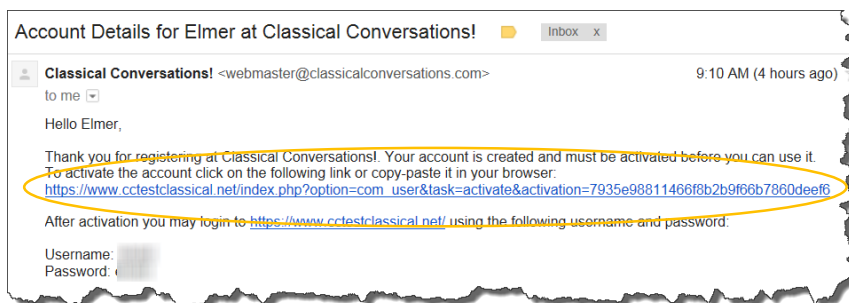
4. Click Register.

- You will receive a message to activate your account.

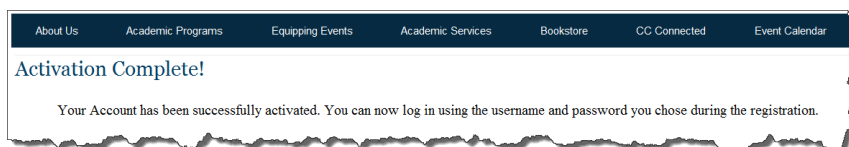
Note: If you get a message that your email already exists, do not continue to create a new account. Go to [www.classicalconversations.com](http://www.classicalconversations.com) and click **Login to CC Connected** in the top right of the screen. Choose **Forgot your password** or **Forgot you username**.



- Check your email for an email from Classical Conversations.
- Click the link in the email to activate your account.



- A message will appear in your browser for successful activation.



- Once your account has been activated, notify your director of your username.
- If you experience any issues, please refer to the FAQ's at <http://www.classicalconversations.com/ccfaq>, and choose CC Connected. You may also contact [techsupport@classicalconversations.com](mailto:techsupport@classicalconversations.com).

