

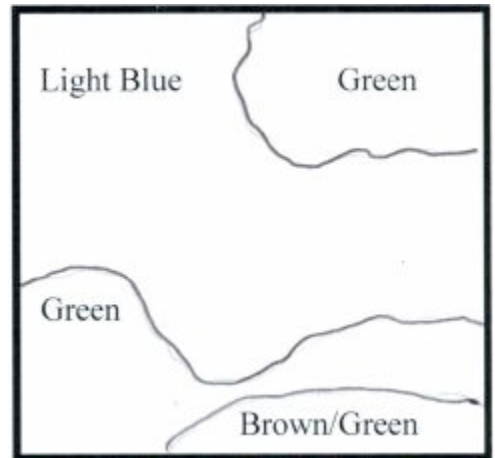


# Gainsborough

## Portrait on Landscape

Goal: To guide students to reproduce recognizable sample of work in short time and to ignite students' interest in exploring further at home.

1. Use big brush and lots of water. Wash light blue on top and green on bottom and upper tree area.
2. Use flat or round medium brush. Dab yellow green and green per painting.
3. Use flat or round medium brush. Make dryer vertical strokes with brown for tree, er painting. Use tiny brush for left tree trunk.
4. Use round medium brush. Use lots of water for blue sky per painting. Can mix grey in it.
5. Use flat or round medium brush. Dab brown and dark green per painting.
6. Use tiny flat or round brush. DAB blue/grey in water. DAB green in trees. DAB yellow in trees. DAB yellow, white/cream, grey etc.



## Gainsborough

### Portrait on Landscape



Robert Andrews and his Wife,  
Frances



[Mrs. Richard Brinsley Sheridan](#)  
[1785-87](#)



Portrait of Jonathan Buttall  
(The Blue Boy) 1770

